

ROTORUA DISTRICT COUNCIL

BUILDING PERMIT

Owner: R. Hill

Builder:

Type: Work Kent Tile Fire WB



BC

A70373

Valuation No.: 654/857/1

Permit No.: A70373

Appn. No.: 3614

Date: 21/2/83

INSPECTIONS

DATE

9/5/83

Job completed

170 Kawaha Pt Rd Street Lot 3&4 DPS 5028 Section _____ Block _____

ROTORUA DISTRICT COUNCIL

BUILDING APPLICATION FORM

Received 14-2-83
File Number 654/857/11
Application No. 3614
Date 198

I hereby apply for permission to erect, repair, alter, extend a building at No.

170, KAWAHA POINT RD for
(Address)

Mr/Mrs R J & KM HILL of 170, KAWAHA POINT RD
(Owner) (Address)

according to locality plan and detailed plans, elevations, cross sections, and specification of building deposited herewith in DUPLICATE (see reverse side).

PARTICULARS OF LAND

Lot No. 3 + 4 D.P. No. S 5028
Area: KAWAHA SN 37 & SN 3F Zoning: RESIDENTIAL 'A'

PARTICULARS OF USE OF BUILDINGS

Proposed purpose for which every part of building is to be used or occupied (describing separately each part intended for use or occupation for a separate purpose, i.e., shop, factory, dwelling, office, carport, etc.)

USE INSTALLATION KETTLE TILE FIRE WITH WET BACK

Area of ground floor N/A Estimated value:

Gross floor area Building work \$ 800

Area of accessory buildings Plumbing & Drainage \$ 200

Builder's name G MacLean (Please Print) Total \$ 1000 200
Signature of Applicant R J Hill

Address 60 MAH ST ROTORUA Address 170, KAWAHA POINT RD

Phone No. Phone No. 80555

FOR OFFICE USE ONLY

Application checked and approved by:	Health Inspector	Issue of Permit Approved
Building Inspector ya	Date	P. Jander Engineer
Date 15-2-83		
Town Planning Officer	Dangerous Goods Inspector	15-2-88
Date	Date	
Plumbing & Drainage Insp. Rayb	Geothermal Inspector	
Date 15-2-83	Date	
Structural Engineer	General Inspector	
Date	Date	

SUBJECT	APPLN No.	PERMIT No.	DATE	VALUE	FEE
Building		AD373		\$	\$
Plumbing				\$	\$ 12.00
Drainage				\$	\$
Water Connection				\$	\$
Damage Deposit				\$	\$
Vehicle Crossing				\$	\$
Sewer Connection				\$	\$
Stormwater Disconnection				\$	\$
Water Disconnection				\$	\$
Building Research Levy				\$	\$

(See scale of fees and general information on back) TOTAL: \$

Date 21-2-83

Receipt No. 13928

FEES PAYABLE ON THE ISSUE OF ANY BUILDING PERMIT

according to the Estimated Value of Work

Estimated Value of Work	Fees
Not exceeding \$800	\$15.00
Over \$800 and not exceeding \$1,600	\$20.00
Over \$1,600 and not exceeding \$1,800	\$25.00
Over \$1,800 and not exceeding \$2,000	\$27.00
Over \$2,000 and not exceeding \$2,500	\$30.00
Over \$2,500 and not exceeding \$3,000	\$33.00
Over \$3,000 and not exceeding \$3,500	\$36.00
Over \$3,500 and not exceeding \$4,000	\$39.00
Over \$4,000 and not exceeding \$5,000	\$43.00
Over \$5,000 and not exceeding \$6,000	\$47.00
Over \$6,000 and not exceeding \$7,000	\$52.00
Over \$7,000 and not exceeding \$8,000	\$57.00
Over \$8,000 and not exceeding \$9,000	\$62.00
Over \$9,000 and not exceeding \$10,000	\$67.00
Over \$10,000 and not exceeding \$12,000	\$72.00
Over \$12,000 and not exceeding \$14,000	\$78.00
Over \$14,000 and not exceeding \$16,000	\$85.00
Over \$16,000 and not exceeding \$18,000	\$95.00
Over \$18,000 and not exceeding \$20,000	\$104.00
Over \$20,000 and not exceeding \$25,000	\$124.00
Over \$25,000 and not exceeding \$30,000	\$145.00
Over \$30,000 and not exceeding \$35,000	\$165.00
Over \$35,000 and not exceeding \$40,000	\$186.00
Over \$40,000 and not exceeding \$50,000	\$214.00
Over \$50,000 and not exceeding \$60,000	\$241.00
Over \$60,000 and not exceeding \$70,000	\$269.00
Over \$70,000 and not exceeding \$80,000	\$296.00
Over \$80,000 and not exceeding \$90,000	\$324.00
Over \$90,000 and not exceeding \$100,000	\$351.00
Over \$100,000 and not exceeding \$120,000	\$379.00
Over \$120,000 and not exceeding \$140,000	\$406.00
Over \$140,000 and not exceeding \$160,000	\$434.00
Over \$160,000 and not exceeding \$180,000	\$461.00
Over \$180,000 and not exceeding \$200,000	\$489.00
Over \$200,000 and not exceeding \$240,000	\$544.00
Over \$240,000 and not exceeding \$280,000	\$599.00
For every \$40,000 or part thereof in excess of \$280,000 an additional fee of	\$28.00

NOTE—The permit fee for the installation of free-standing fire places, pot belly stoves, or log fires is \$12.00.

BUILDING RESEARCH LEVY

A building research levy based upon \$1 per \$1,000 or part thereof of total permit value requires to be paid. Permits of a lesser value than \$3,000 are exempt from this levy.

IMPORTANT

PLANS AND SPECIFICATIONS

All builders should be conversant with the Building Bylaws wherein the requirements regarding drawings are stipulated.

Any applications not complying will not be accepted.

It is an offence to start building work before a permit is issued.

All plans must be drawn in metric to scale.

SITING OF BUILDINGS

It shall be the responsibility of the Owner of the land and the Builder to ensure that siting of all buildings conforms with the requirements of the District Planning Scheme and the Building Bylaws.

DAMAGE DEPOSIT

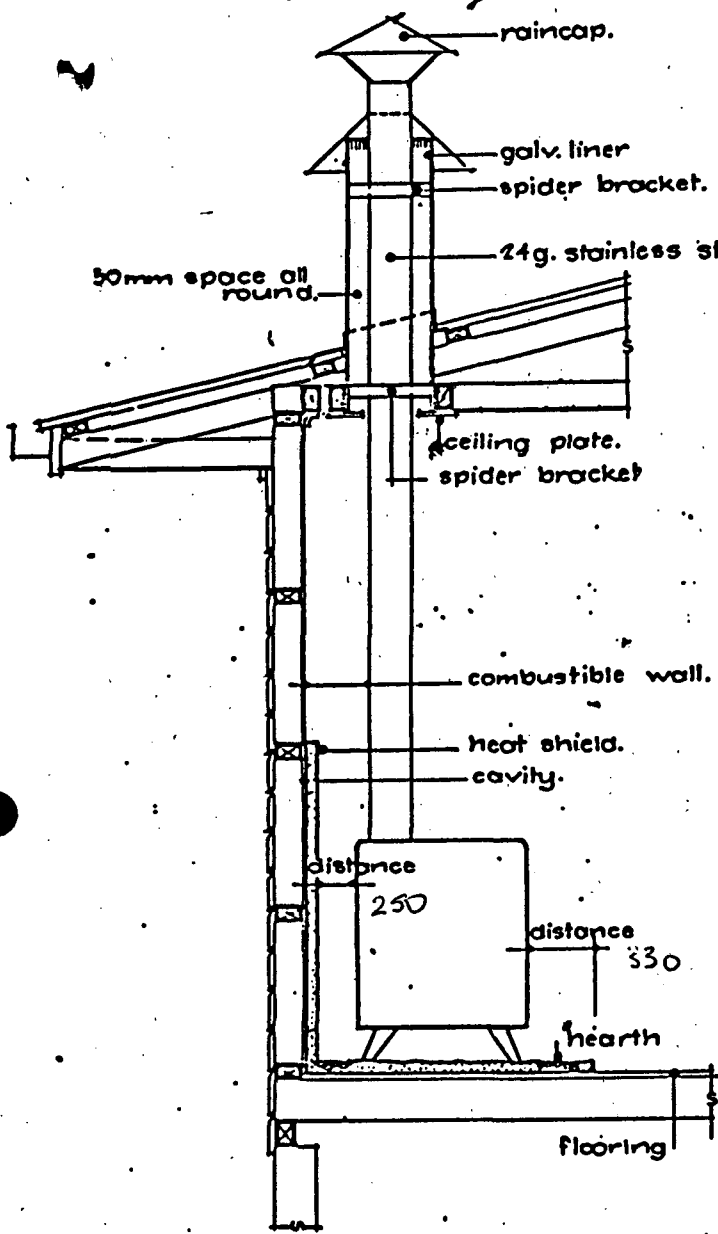
The amount of the damage deposit referred to overleaf is necessary to ensure that the value of any damage that is caused to public property during construction operations is recovered from the main contractor, or applicant, as the case may be. The amount is to be regarded purely as a deposit and will be refunded or adjusted upon application at the completion of the work.

SEWER CONNECTIONS

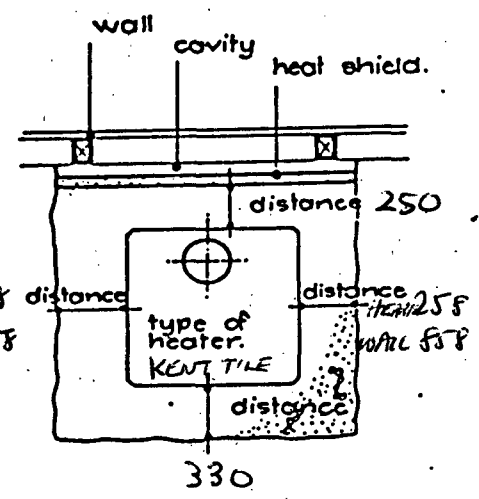
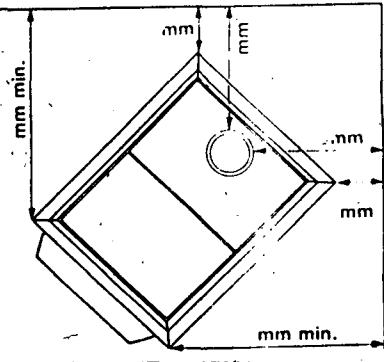
Applicants are reminded of their responsibility to have regard to the levels of Council's drainage services before construction of a building commences. Service levels can be obtained from the District Engineer's Office, Depot Street. Failure to do so may result in plumbing alterations or pumping being required.

DEVELOPMENT CONTRIBUTIONS

If you are contemplating a residential development which comprises 3 or more new units, or 2 or more additional units, or an industrial or commercial development, the value of which exceeds \$100,000, you will be liable to make a development contribution to the Rotorua District Council. If your proposal comes within this levy you are advised to contact the District Town Planning Department for further information.



SECTION



PLAN

heat shield details if required

material.....
 height.....
 width.....
 cavity.....
 fixing.....

hearth details

thickness..... CONCRETE & SLATE 80mm
 material.....
 cavity to floor (if req'd).....

note.- brick, stone, concrete or similar shields must be supported independently through to the ground.



ROTORUA DISTRICT COUNCIL
 TYPICAL DRAWING DETAILS REQUIRED
 WITH SOLID-FUEL HEATER APPLICATIONS

a.c.stainthorpe
 22.2.81

PLANS APPROVED SUBJECT TO ALL RE-
 QUIREMENTS OF THE BY LAWS AND
 HEALTH DEPT. BEING FULLY COMPLIED
 WITH.
 Date 22.2.81 Permit Number A10373
 Inspector M. Athey UKD